



Social Network

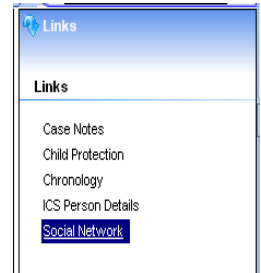
Menu: Focus | People | Person/ICS Person/Student | Links | Social Network

Social Network

The **Social Network** is an eco-gram for the selected person (Subject). It is a graphical representation of their family and other contacts e.g. Parents, Carers, Sibling, Doctor etc.

Contacts (Doctor, Headteacher, Social Worker etc) are recorded in the **One** database and are automatically displayed on the eco-gram. They cannot be added here.
If there are more than 100 relationships of the same type a warning message will pop up and the Social Network will not be displayed.

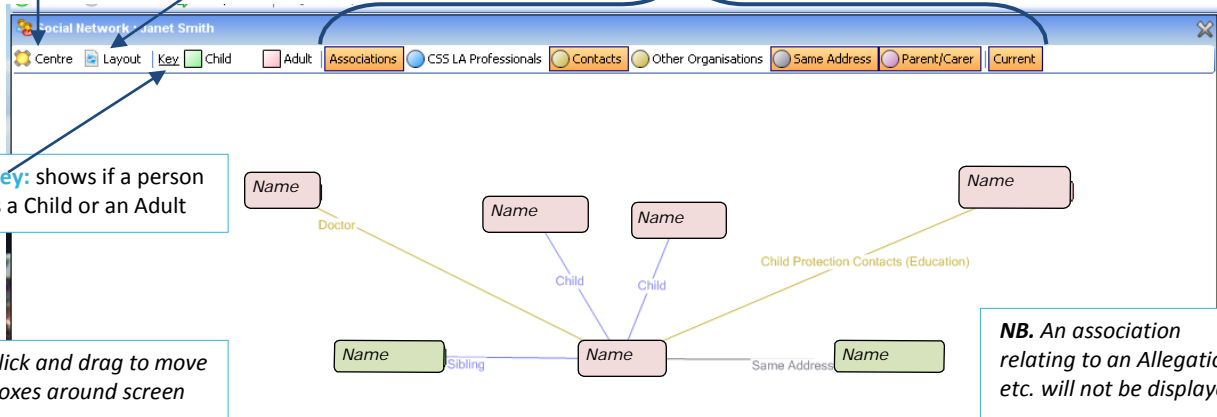
Relationships can be added in the **Relationships** panel below the eco-gram.



Centre: will centre the diagram if it is larger than the screen

Layout: will return a changed diagram to its original layout

Use the **Filter** buttons to show **Associations** (ICS specific Associations in addition to **One** Contacts), **CSS LA Professionals**, **Contacts**, **Other Organisations**, people living at the **Same Address**, **Parent/Carer** and those with a **Current** (**Previous/All**) relationship to the Subject.



Key: shows if a person is a Child or an Adult

Click and drag to move boxes around screen

NB. An association relating to an Allegation etc. will not be displayed.

Hover over name to display details. Click to keep box expanded. Information is read-only.

When the **Subject's** box is expanded it displays the name and a list of the Association/Relationship types.

Click on a box and use the **Links** panel to view other **Details and Reports**.

Name

(Female) Age: 3 years 2 months

Address

Sibling

Name

Child

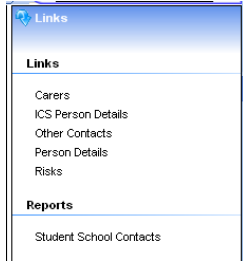
Child

Child Protection Contacts (Educ)

Doctor

Same Address

Sibling



Related Reference Guides:

- Relationships_Social Network